



- 2 NE01-02-003 Tfhc 6x25mm
- 2 NE01-11-001 Special bolt
- 2 NE01-04-002 Clamped bolt
- 1 NE01-04-003 Em6f
- 2 NE01-02-004 Tfhc 6x30mm
- 1 NE01-06-006 Th 6x70mm
- 2 NE10-01-004 Alloy spacers
- 2 NE01-03-001 M6 washers
- 1 PM01-04-196 « T » plastic mount



AX1564

YAMAHA 700 TENERE
ADV SKID PLATE

ADVICE: Tight everything at the end of the fitment only

CONSEIL: Serrer l'ensemble à la fin du montage

TO SEE THE FITMENT VIDEO, SCAN THE QR CODE




POUR VOIR LA VIDEO DU MONTAGE, SCANNER LE QR CODE




- 1) Insert the 2 clamped bolts in the plastic part
- 2) Fit the part to the frame mount with TH6x70 + 2 alloy spacers + 1 em6f (VIDEO WILL HELP TO SEE CLEARER)

- 1) Insérer les écrous pinces dans la pièce en plastique
- 2) Fixer la pièce en plastique sur le support du cadre au dessous de la moto avec TH6x70 + 2 bagues épaulées + em6f. (LA VIDEO AIDERA A VOIR PLUS FACILEMENT)

Sticker anti chaleur
Sticker to avoid warming




TFHC 6x25mm



Special screw 6x25mm

TFHC 6x25mm



TFHC 6x30mm